
  
Vision. Value. You.

# Information Systems ISM 3011

Fall 2003  
Unit 6A

Dr. Martin Hepp

1

  
Vision. Value. You.


## Assignment for Next Class

- Read and **prepare** the cases 1, 2, and 3 (p. 268 - 270)

Case 1, question 1: Visit  
<http://www.starbucks.com/retail/wireless.asp>  
instead of visiting a Starbucks store.

Dr. Martin Hepp

2

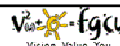
  
Vision. Value. You.

## Telecommunications and Networks

Chapter 6

Dr. Martin Hepp

3


  
Vision. Value. You.

## Principles and Learning Objectives

- Effective communication is essential to organizational success.
  - Define the terms communication and telecommunications and describe the components of a telecommunications system.

Dr. Martin Hepp

4

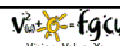
  
Vision. Value. You.

## Principles and Learning Objectives


- An unmistakable trend of communications technology is that more people are able to send and receive all forms of information over greater distances at a faster rate.
  - Identify three basic types of communications media and discuss the basic characteristics of each.
  - Identify several types of telecommunications hardware devices and discuss the role that each plays.
  - Define the term network topology and identify five alternatives.

Dr. Martin Hepp

5

  
Vision. Value. You.

## Overview of Telecommunications Systems



Dr. Martin Hepp

6

Vision Value You

## Communications

**FIGURE 6-1**

**Overview of Communications**  
The message (data and information) is communicated via the signal. The transmission medium "carries" the signal.

Dr. Martin Hepp 7

Vision Value You

## Communications

**FIGURE 6-2**

**Communication and Telecommunication**  
In human speech, the sender transmits a signal through the transmission medium of the air. In telecommunication, the sender transmits a signal through a cable or other telecommunication medium.

Dr. Martin Hepp 8

Vision Value You

## Telecommunications

**FIGURE 6-3**

**Elements of a Telecommunications System**  
Telecommunications devices relay signals between computer systems and transmission media.

Dr. Martin Hepp 9

Vision Value You

## Telecommunications Media

Dr. Martin Hepp 10

Vision Value You

## Basic Communications Channel Characteristics

- Simplex channel
- Half-duplex
- Full-duplex channel


Dr. Martin Hepp 11

Vision Value You

## Bandwidth

- The range of frequencies that an electronic signal occupies on a given transmission medium.

Dr. Martin Hepp 12




Vision. Value. You.


## Broadband

- Telecommunications in which a wide band of frequencies is available to transmit information, allowing more information to be transmitted in a given amount of time.

Dr. Martin Hepp

13






Vision. Value. You.


## Shannon's Fundamental Law of Information Theory

- The information carrying capacity of a channel is directly proportional to its bandwidth - the broader the bandwidth, the more information that can be carried.

Dr. Martin Hepp

14






Vision. Value. You.


## Types of Media

- Twisted-Pair
- Coaxial Cable
- Fiber-Optic Cable
- Microwave Transmission

Dr. Martin Hepp


15





Vision. Value. You.

## Twisted-Pair Wire Cable




**FIGURE 6.4**

*Twisted-Pair Wire Cable*  
(Source: Fred Bodin.)

Dr. Martin Hepp

16






Vision. Value. You.

## Coaxial Cable


**FIGURE 6.5**


*Coaxial Cable*  
(Source: Fred Bodin.)



Dr. Martin Hepp


17





Vision. Value. You.

## Fiber Optic Cable





**FIGURE 6.6**

*Fiber-Optic Cable*  
(Source: Stone/Greg Pease.)

Dr. Martin Hepp

18



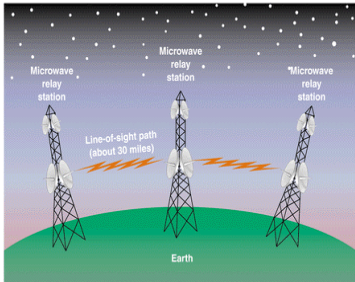


Vision. Value. You.

### Microwave Transmission


**FIGURE 6-7**

**Microwave Communications**  
Because they are line-of-sight transmission devices, microwave dishes must be placed in relatively high locations such as atop mountains, towers, and tall buildings.



Dr. Martin Hepp

19

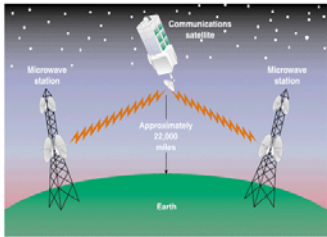


Vision. Value. You.

### Satellite Transmission


**FIGURE 6-8**

**Satellite Communications**  
Communications satellites are relay stations that receive signals from one earth station and rebroadcast them to another.



Dr. Martin Hepp

20

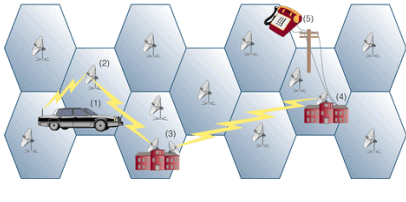


Vision. Value. You.


### Cellular Transmission

**FIGURE 6-9**

**A Typical Cellular Transmission Scenario**  
Using a cellular car phone, the caller (1) dials the number. The signal is sent from the car's antenna to the low-powered cellular antenna located in that cell (2). The signal is sent to the regional cellular phone switching office, also called the mobile telephone subscriber office (MTSO) (3). The signal is switched to the local telephone company switching station located nearest the car's destination (4). Now integrated into the regular phone system, the call is automatically switched to the number originally dialed (5), all without the need for operator assistance.




Dr. Martin Hepp




Vision. Value. You.

### Telecommunications Devices



Dr. Martin Hepp

22

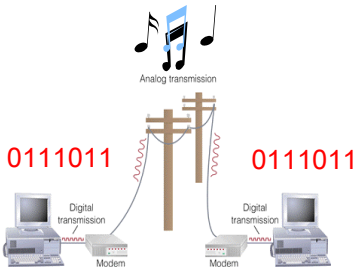


Vision. Value. You.

### Modems

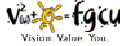
**FIGURE 6-10**

**How a Modem Works**  
Digital signals are modulated into analog signals, which can be carried over existing phone lines. The analog signals are then demodulated back into digital signals by the receiving modem.



Dr. Martin Hepp

23

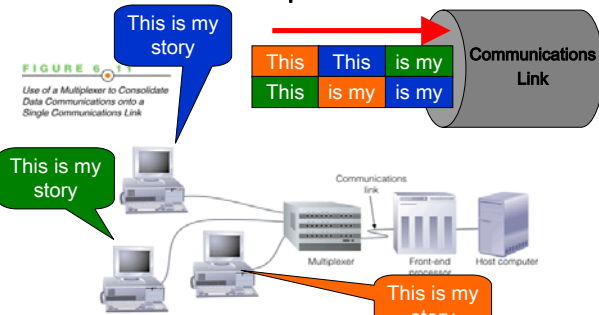


Vision. Value. You.

### Multiplexers

**FIGURE 6-11**

**Use of a Multiplexer to Consolidate Data Communications onto a Single Communications Link**



Dr. Martin Hepp

24

Vision Value You  
fgcu

## Front-End Processors

**FIGURE 6-12**  
**Front-End Processor**  
A front-end processor takes the burden of communications management away from the main system processor.

Dr. Martin Hepp 25

Vision Value You  
fgcu

## Carriers and Services

Dr. Martin Hepp 26

Vision Value You  
fgcu

## Carriers and Services

- Common carriers
- Value-added carriers
- Switched and dedicated lines
- Phone and dialing services
- Digital subscriber line (DSL)
- T1 Carrier

Dr. Martin Hepp 27

Vision Value You  
fgcu

## Networks

Dr. Martin Hepp 28

Vision Value You  
fgcu

## Network Concepts and Considerations


- Network topology
  - Ring network
  - Bus network
  - Hierarchical
  - Star network
  - Hybrid network
- Network types
  - Local Area Networks
  - Wide Area Networks
  - International networks
  - Home and small business networks

Dr. Martin Hepp 29

Vision Value You  
fgcu

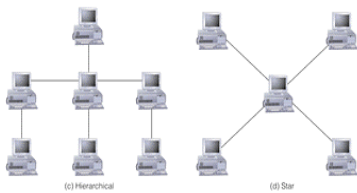
## Network Topology

Dr. Martin Hepp 30



Vision. Value. You.

Network Topology





(c) Hierarchical

(d) Star

Dr. Martin Hepp


31





Vision. Value. You.


Network Topology




(e) Hybrid

Dr. Martin Hepp

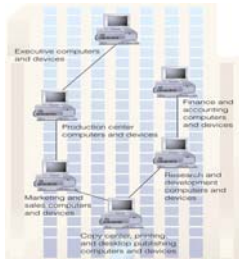
32





Vision. Value. You.

Local Area Networks



Executive computers and devices

Finance and accounting computers and devices

Production center computers and devices

Research and development computers and devices

Marketing and sales computers and devices


Desktop publishing computers and devices


**FIGURE 6-15**

**A Typical LAN in a Bus Topology**

All network users within an office building can connect to each other's devices for rapid communication. For instance, a user in research and development could send a document from her computer to be printed at a printer located in the desktop publishing center.

Dr. Martin Hepp






Vision. Value. You.

Wide Area Networks

**FIGURE 6-16**

**A Wide Area Network**


Wide area networks are the basic long-distance networks used by organizations and individuals around the world. The actual connections between sites, or nodes (shown by dashed lines), may be any combination of satellites, microwave, or cabling. When you make a long-distance telephone call, you are using a WAN.




North America

Dr. Martin Hepp

34





Vision. Value. You.


Terminal-to-Host

**FIGURE 6-18**

**Terminal-to-Host Connection**


"Dumb" terminal

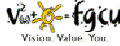
Host computer



Dr. Martin Hepp

35





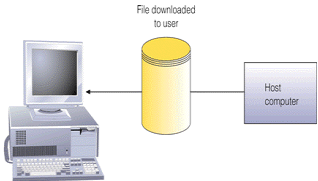
Vision. Value. You.

File Server

**FIGURE 6-19**


**File Server Connection**

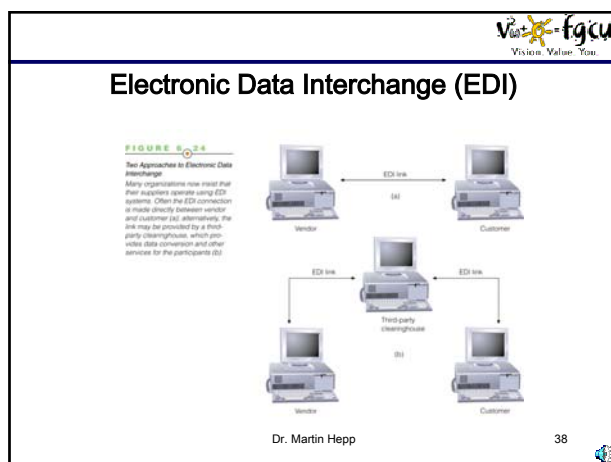
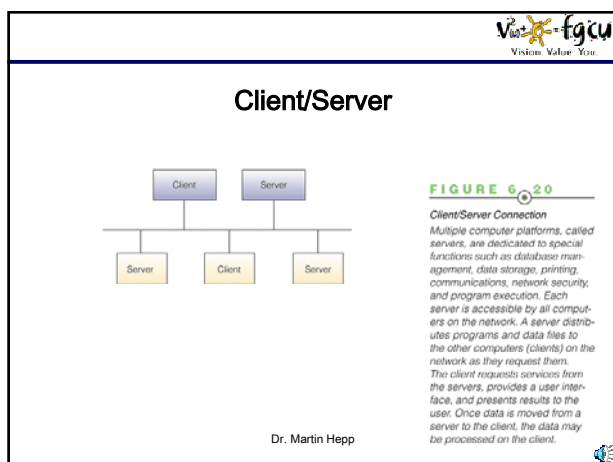
The file server sends the user the entire file that contains the data requested. The downloaded data can then be analyzed, manipulated, formatted, and displayed by a program that runs on the user's personal computer.




Dr. Martin Hepp

36





 Vision. Value. You.

## Thank you!

Any questions? Please send an e-mail to [mhepp@computer.org](mailto:mhepp@computer.org)!

<http://ruby.fgcu.edu/courses/mhepp/>  
(-> CRN80999)

Dr. Martin Hepp

39